







Short – Term plan Lesson plan

Unit 6: Explorers and Inventors		School: Oktyabrskaya secondary school Lisakovsk	
Date: 11/02/19		Teacher name: Gulnara Serimbayevna Kuanova	
CLASS: 3 “B”		Number present: 13	absent: 0
Lesson title	Exploring Space		
Learning objectives(s) that this lesson is contributing to (link to the Subject programme)	<p>3.1.2.1 understand a limited range of short supported questions which ask for personal information;</p> <p>3.3.5.1 understand the main points of short simple texts on a limited range of familiar general and some curricular topics by using contextual clues;</p> <p>3.3.6.1 understand with considerable support, some specific information and detail in short, simple texts on a limited range of general and some curricular topics;</p> <p>3.4.1.1 plan, write and check short sentences with considerable support on a limited range of personal, general and some curricular topics;</p>		
Lesson objectives	<p>All learners will be able to:</p> <ul style="list-style-type: none"> - read short story and respond questions; - practice learned vocabulary with support. <p>Most learners will be able to:</p> <ul style="list-style-type: none"> - use most of the active vocabulary in the speech; - answer questions with minimum support. <p>Some learners will be able to:</p> <ul style="list-style-type: none"> - ask questions and answer questions with basic words, phrases and short sentences using visuals, complete most of tasks about the animals correctly with no support 		
Assessment criteria	<p>Learners have met this learning objective if they can:</p> <ul style="list-style-type: none"> - participate actively in discussion; talk about Space by using given vocabulary 		
Language objective	<p>Teamwork: Learners will work well together in pairs showing respect and being polite with each other.</p>		
Values links	<p>Lesson is connected Science</p>		
ICT skills	<p>Usage of presentation of classroom rules; review</p>		
Previous learning			
Plan			

Planned timings	Planned activities (replace the notes below with your planned activities)	Resources
<p>Start</p> <p>3 min</p>	<p><i>Greeting</i></p> <p><i>Brainstorm.</i></p> <ol style="list-style-type: none"> 1. What is your name? 2. How old are you? 3. Where are you from? 4. How are you? 5. Can you jump? 6. What is your favorite colour? 7. How many students are there in the classroom? <p>Warm -up</p> <p>For warm up teacher offered to make a circle and sing.</p> <p>Then teacher offered to form 3 groups by dividing with the help of scrambled pictures.</p> <p>1 group: Earth</p> <p>2 group: Space</p> <p>3 group: Planet</p> <p style="text-align: center;">What is our unit about?</p> <p><i>Aiming</i></p> <p>Using the PP learners put the aims of the lesson</p> <p style="text-align: center;">We are going to...</p> <div style="display: flex; flex-wrap: wrap; justify-content: space-around;"> <div style="border: 1px solid black; width: 30%; text-align: center; padding: 5px;">  </div> <div style="border: 1px solid black; width: 30%; text-align: center; padding: 5px;">  </div> <div style="border: 1px solid black; width: 30%; text-align: center; padding: 5px;">  </div> <div style="border: 1px solid black; width: 30%; text-align: center; padding: 5px;">  </div> <div style="border: 1px solid black; width: 30%; text-align: center; padding: 5px;">  </div> <div style="border: 1px solid black; width: 30%; text-align: center; padding: 5px;">  </div> </div>	<p>audio</p> <p>PPP</p> <p>PPP</p> <p>PPP</p>
<p>Middle</p> <p>7 min</p>	<p>Lead-in</p> <p>Learners are suggested to look at short video episode (Teacher will pronounce words by her own) Here are some words for talking about space</p> <p>Differentiated Task</p> <ol style="list-style-type: none"> 1. Group work: Ss should match the words with the 	

6 min

definitions

Group A: Fill in the missing letters and match the words with the definitions

1	a	Visit
2	c	Diver
3	e	Discover
4	g	Scream
5	f	Rock
6	b	cave
7	d	footprint

FA

Self-assessment

Very well! – 1 spelling mistakes, NO matching mistakes

Good enough! – 2-3 spelling mistakes, 1 matching mistake

Be more attentive! – 4-5 spelling mistakes, 2 matching mistakes

Descriptors:

A learner:

- points the words correctly;
- matches the word with definitions according to their meaning context

Group B: Read and complete. Then match.

1	There is a big..... on the snow	c
2	There is a big..... over there.	d
3	In the summer I my grandparents	a
4	I want to be a	
5	There is a flower on the	b

Self-checking: Ss check their works with the help of answer keys

1	2	3	4	5
c	d	e		b

FA

Self-assessment

Very well!- 5 words

Good enough!- 4 words

Be more attentive! -3 words

Descriptors:

A learner:

- matches the word with definitions according their meaning context

Group C: Match the words with the transcriptions

1	Visit	
2	Diver	
3	Discover	
4	Scream	
5	Rock	
6	Cave	
7	Footprint	

Self-checking: Ss check their works with the help of answer keys

1	2	3	4	5	6	7
c	d	e	a	f	b	

FA

Self-assessment

Very well! - 7 words

Good enough! - 6 words

Be more attentive! - 5 words

Descriptors

A learner:

- Matches the words with their transcription
- Pronounces new vocabulary correctly

FA: Signal cards

Green – I work very well.

Yellow – I work not too bad

Red – I can't explain what I did

PHYSICAL EXERCISE

Teacher distributes song worksheet and use it as a FA.

1. Listen to the song and put the pictures in order.
2. Students do true or false exercises

Writing task:

Teacher offered to work with handouts firstly learners should match words with pictures, find the sound, draw a picture, read the sentence, circle the correct answer.

Learners self check with ready answers for the task

Reflection: Ask learners how many new words about space they remember

Hometask: to learn words

--	--	--

--	--	--

--	--	--